

## Farrow Import

Please see the procedure for Working with Sow Import Templates prior to importing any event. The Farrow Import starts by filling out the Farrow Import Template.

	A	B	C	D	E	F	G	H
1	<b>SowUnitCode</b>	<b>SowTag</b>	<b>Farrow Date</b>	<b>Born Alive</b>	<b>Stillborn</b>	<b>Mummified</b>	<b>Litter Weight</b>	<b>Avg Weight</b>
2	string(10)	string(30)	Date	Integer	Integer	Integer	Integer	integer
3	Required	Required	Required	Required	Required	Required		
4	SowUnit01	SowTag01	42005	1	3	200	3	200
5	Test	4497	29-May	1	0	0		
6	Test	3695	4-Jun	10	3	0		
7	Test	3734	4-Jun	11	0	0		
8	Test	3739	4-Jun	16	1	0		
9	Test	3893	4-Jun	4	0	0		

Column A – Is your Sow Unit Code and is required.

Column B – Is the Sow ID and is required.

Column C – Is the Date of the Farrow and is required. Format must be the same as the example.

Column D – Is the Born Alive and is required. It must be a number.

Column E - Is the number of Stillborn pigs. It is required and must be a number.

Column F – Is the number of Mummified pigs. It is required and must be a number.

Column G – Is the Litter Weight. It is optional and must be a number.

Columns H – Is the Avg Piglet Weight. It is optional and must be a number.

I	J	K	L	M	N	O	P	Q	R
<b>Litter ID</b>	<b>Litter ID 2</b>	<b>Assisted</b>	<b>Location</b>	<b>CondScore</b>	<b>Backfat</b>	<b>Weight</b>	<b>Flag</b>	<b>Comments</b>	<b>Induced</b>
Integer	Integer	Bit	string(30)	integer	numeric(9,2)	integer	String(10)	String(100)	Bit
			Required	Future	Future	Future	Future		
3	200	TRUE	Pen-01	3	19.00	200	FlagCode	Sample Comment	True
								Died	

Column I and J – Are for Litter ID. They are optional and must be a number.

Column K – Is for Assisted. It is optional and must be a #1 if the sow was assisted.

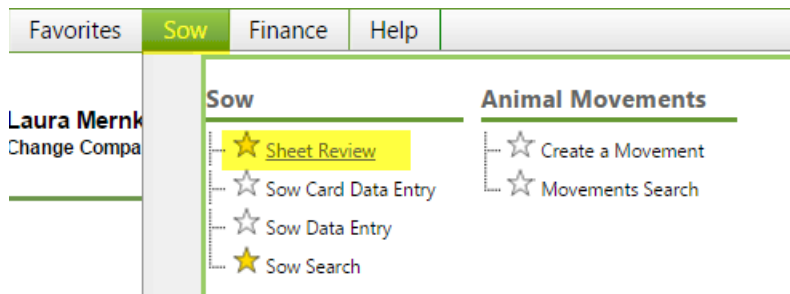
Column L – Is for Location. It is optional and must match the Location Code in your setup.

Column M thru P – These are for future use and cannot be imported at this time.

Column Q – Is for Comments. It is optional and can be a combination of letters and numbers.

Column R – Is for identifying if the sow was induced.

Once you have your farrow import file created, you are ready to import.

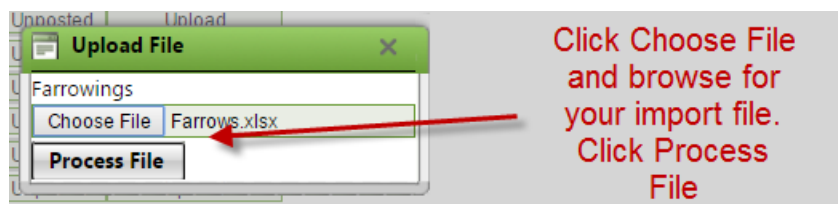


Sow Complex:  Sow Unit:  Last: 4 week(s) Start Production Year/Week: (Select...) End Production Year/Week: (Select...)

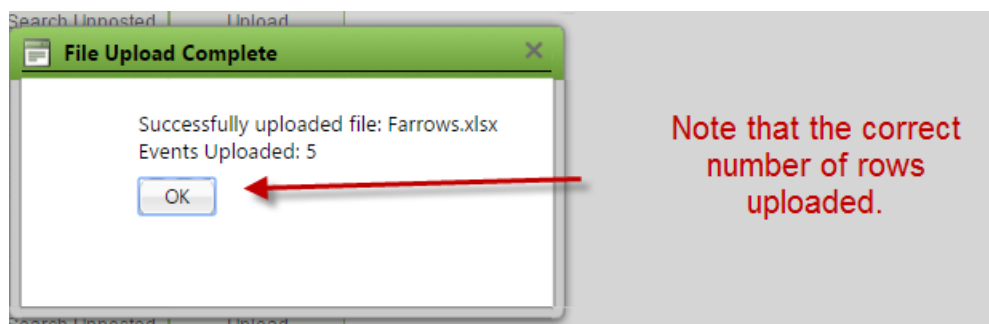
	Open Events	Error Events	Posted Events				
Gilt/Sow Arrivals	0	0	0	Add	Search All	Search Unposted	Upload
Farrowings	0	0	0	Add	Search All	Search Unposted	Upload
Piglet Deaths	0	0	0	Add	Search All	Search Unposted	Upload
Fosters	0	0	0	Add	Search All	Search Unposted	Upload
Nurse On Off	0	0	0	Add	Search All	Search Unposted	Upload

Select a Sow Complex and Unit. The Unit in file will override this choice if they do not match.

Click the Upload Button



Click Choose File and browse for your import file. Click Process File



Note that the correct number of rows uploaded.

\*\*If the correct number of rows did not upload, check your file for missing or invalid information. If you need to correct the file and upload again, you will need to rename the file. You will also need to delete the previous incorrect file. You can do this by clicking Search Unposted and clicking Delete on the row of your import.

\*\* Note you will not be able to delete it once it has been Posted.

If all rows uploaded, continue with the process.

	Open Events	Error Events	Posted Events				
Gilt/Sow Arrivals	0	0	0	Add	Search All	Search Unposted	Upload
Farrowings	0	0	0	Add	Search All	Search Unposted	Upload
Piglet Deaths	0	0	0	Add	Search All	Search Unposted	Upload
Fosters	0	0	0	Add	Search All	Search Unposted	Upload

Once processed, click Search Unposted

Unposted Farrow Results: 1

Click Details on the row of your import

		Event	Sow Complex	Sow Unit	Year/Week	Sheet
Details	Post	Farrowings	Hartzler	Hartzler	2015/34	Farrows.xlsx

1

Save (Ctrl-S) Post (Ctrl-U) Add Rows: Add (Ctrl-A)

Review any Errors, then click Post

TOTAL	5		62	3	0
Row #	* Sow ID	* Farrow Date	* Born Alive	* Stillborn	* Mummified
V 1	1558	8/17/2015	11	1	0
V 2	69996	8/17/2015	14	0	0
V 3	52183	8/21/2015	11	1	0
V 4	59773	8/23/2015	13	0	0
V 5	76708	8/23/2015	13	1	0

Post will commit the good data to the database and the errors will remain to be addressed when you have the correct data. See the procedure for Sheet Review for this process.